



Report of Analysis

1910 W. McKinley, Suite 110, Fresno, CA 93728
FAX (559) 288-8174 - (800) 228-9896 - (559) 233-6129

Lab No. 240190
Sampled Date 6/14/2016
Submitted Date 6/16/2016

Reported Date 6/27/2016
Location/Project
Copy To
Fax

ID: Potting Mix

No.	Description	%	units	dS/m	mg/l	mg/l	mg/l	mg/l	mg/l	mg/l	mg/l	mg/l	mg/l	mg/l	mg/l
		SP	pH	EC	Ca	Mg	Na	Cl	NO ₃ -N	PO ₄ -P	K	Zn	Fe	Mn	Cu
	RL--->	0.50	1.0	0.01	1.0	0.5	0.5	0.1	0.1	1.0	0.50	0.1	0.1	0.1	0.1
	NAPT Methods--->	S1.00	S1.10	S1.20	S1.60	S1.60	S1.60	S1.40	S1.80	S1.80	S1.60	S1.60	S1.60	S1.60	S1.60
	Handbook 60--->														

3	Moonhine	214	7.0	11.1	286	164	679		5.1	21	1560				
---	----------	-----	-----	------	-----	-----	-----	--	-----	----	------	--	--	--	--

NO₃-N added to report.

Potting Media	"Texture"	"Acidity"	Tot. Salts	Calcium	Magnesium	Sodium	Chloride	Nitrate*	Phosphate*	Potassium	Zinc	Iron	Manganese	Copper
Low	Sand<20	<6.0	0.5	Ca<2xNa	<25		< 2	<30	<5	<100	<0.2	<0.5		
Norm	100-200	6.5-7.8	0.6-2.0	50+	30-70	<40	2-40	40-80	10-50	120-300	0.5-2.0	0.6+	0.3+	0.02+
High	Hi Org>200	8.0+	3.5+ **		Mg>Ca	Na>Ca	45+	150+	100+	400+				

*Tissue analysis can be used to track nutrient use during the growing season.

** = EC up to 5.0 not a problem if primarily calcium

(mg/l is equivalent to ppm)

Note: Nutrient availability at any one time will be influenced by the particle size and structure of the ingredients of the potting mix.

*** = High & Low levels are based on consultant interpretation of the situation, including plant specie, rootstock, age, irrigation system, etc.



Report of Analysis

1910 W. McKinley, Suite 110, Fresno, CA 93728
 FAX (559) 268-8174 - (800) 228-9896 - (559) 233-6129

Lab No. 240189
 Sampled 6/14/2016
 Submitted 6/16/2016

Reported 6/27/2016
 Job/Ranch/Site
 Copy To
 FAX

Identification Potting Mix

No. Description	%	%	C:N	%	%	%	%	%	%	%	%	mg/kg	mg/kg	mg/kg	mg/kg	%	%
	Ash	OM	Ratio	N	P	P ₂ O ₅	K	K ₂ O	Na	Ca	Mg	Fe	Cu	Mn	Zn	S	Cl
MDL-->	0.01	0.01	0.1	0.01	0.001	0.001	0.001	0.001	0.001	0.001	0.001	0.05	0.01	0.05	0.05	0.001	0.001
RL-->	0.01	0.01	0.1	0.01	0.01	0.01	0.02	0.02	0.01	0.015	0.01	10.0	1.0	10.0	10.0	0.01	0.1
TMECC Methods-->	03.03-B	05.07-A	Calc	04.02-D	04.03-A	Calc	04.04-A	Calc	04.05-Na	04.05-Ca	04.05-Mg	04.05-Fe	04.07-Cu	04.05-Mn	04.05-Zn	04.05-S	04.05-Cl
RMMA Methods-->				3.3	6.3		6.3		6.3	6.3	6.3	6.3	6.3	6.3	6.3	6.3	
Analysis Date:	6/22/16	6/22/16	6/20/16	6/21/16	6/22/16	6/22/16	6/22/16	6/22/16	6/22/16	6/22/16	6/22/16	6/22/16	6/22/16	6/22/16	6/22/16	6/22/16	6/21/16
Analysis Time:	7:00	7:00		13:34	15:05	15:05	15:05	15:05	15:05	15:05	15:05	15:05	15:05	15:05	15:05	15:05	12:40
	dry basis	dry basis	dry basis	dry basis	dry basis	dry basis	dry basis	dry basis	dry basis	dry basis	dry basis	dry basis	dry basis	dry basis	dry basis	dry basis	dry basis
Moonshine	55.20	44.80	29.70	0.88	0.55	1.25	0.61	0.74	0.21	1.90	0.45	5880	37	212	67	0.44	0.20



Report of Analysis

1910 W. McKinley, Suite 110, Fresno, CA 93728
 FAX (559) 268-8174 - (800) 228-9896 - (559) 233-6129

Lab No. 240189
 Sampled 6/14/2016
 Submitted 6/16/2016

Reported 6/27/2016
 Job/Ranch/Site
 Copy To
 FAX

Identification Potting Mix

No. Description	%	%	%	C:N	%	%	%	%	%	%	%	%	mg/kg	mg/kg	mg/kg	mg/kg	%	%
	Moisture	DM	OM	Ratio	N	P	P2O5	K	K2O	Na	Ca	Mg	Fe	Cu	Mn	Zn	S	Cl
MDL-->	0.01	0.01	0.01	0.1	0.01	0.001	0.001	0.001	0.001	0.001	0.001	0.001	0.05	0.01	0.05	0.05	0.001	0.001
RL-->	0.01	0.01	0.01	0.1	0.01	0.01	0.01	0.02	0.02	0.01	0.015	0.01	10.0	1.0	10.0	10.0	0.01	0.1
TMECC Methods-->	03.09-A	Calc	05.07-A	Calc	04.02-D	04.03-A	Calc	04.04-A	Calc	04.05-Na	04.05-Ca	04.05-Mg	04.05-Fe	04.07-Cu	04.05-Mn	04.05-Zn	04.05-S	04.05-Cl
RMMA Methods-->	2				3.3	6.3		6.3		6.3	6.3	6.3	6.3	6.3	6.3	6.3	6.3	
Analysis Date:	6/20/16	6/20/16	6/20/16		6/20/16	6/20/16	6/20/16	6/20/16	6/20/16	6/20/16	6/20/16	6/20/16	6/20/16	6/20/16	6/20/16	6/20/16	6/20/16	6/20/16
Analysis Time:	10:44	10:44																
	as rec'd	as rec'd	as rec'd	as rec'd	as rec'd	as rec'd	as rec'd	as rec'd	as rec'd	as rec'd	as rec'd	as rec'd	as rec'd	as rec'd	as rec'd	as rec'd	as rec'd	as rec'd

Moonshine 33.43 66.57 29.80 29.70 0.59 0.36 0.83 0.41 0.49 0.14 1.26 0.30 3920 24 141 44.7 0.29 0.10

	Pounds of Nutrients/Ton As Rec'd											
	N	P ₂ O ₅	K ₂ O	Na	Ca	Mg	Fe	Cu	Mn	Zn	S	Cl
	Nitrogen	Phosphate	Potash	Sodium	Calcium	Magnesium	Iron	Copper	Mang.	Zinc	Sulfur	Chloride
1	10.0	10.6	9.0	1.8	26.4	9.8	21.6	0.05	0.51	0.1	5.6	2.0
2	9.8	5.0	9.0	2.6	17.4	7.0	12.0	0.05	0.34	0.1	5.8	4.0
3	11.8	16.6	9.8	2.8	25.2	6.0	7.8	0.05	0.28	0.1	5.8	2.0

There is no approved method for EC in manure.



Denele Analytical, Inc. Environmental and Agricultural Analysis


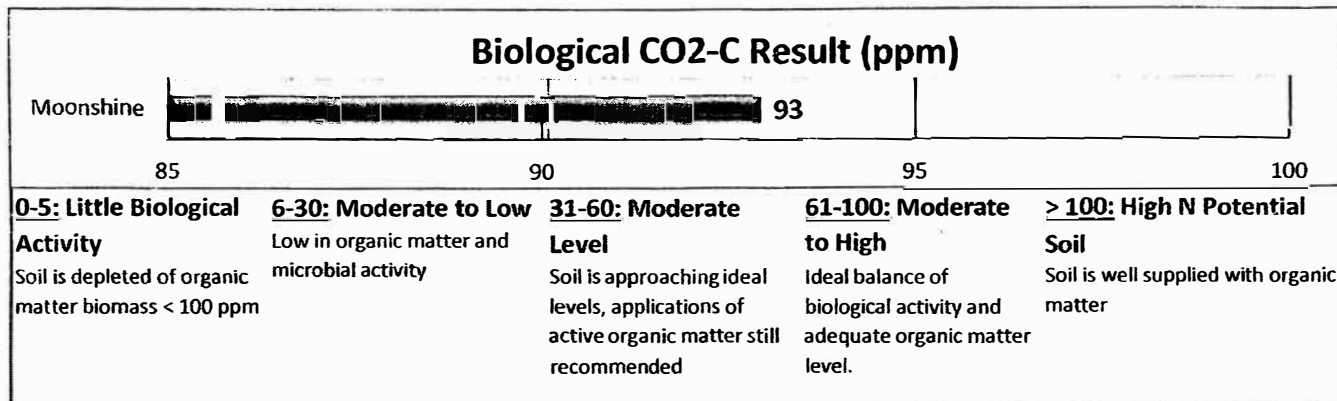
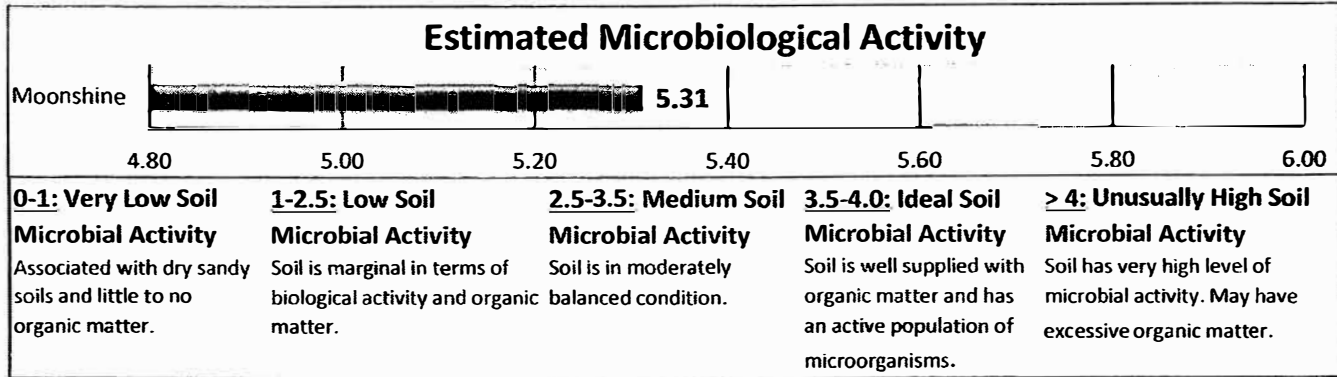
Denele Respiration Rate

Date Rec'd: 6/16/2016

Report Date: 6/23/2016

Sample ID: Moonshine

Lab ID: 787305C



Microbial Activity	3716	Estimated lbs/Acre
Ammonia (NH₄)	0	Estimated lbs/Acre
Ammonia (NH₄)	0	ppm

Liability Limits:

The warranty of Denele Analytical is limited to the accuracy of the analyses of the samples as received. Denele Analytical assumes no responsibility for which the customer uses our test results, nor liability for any other warranties, expressed or implied. These terms and conditions shall supercede any conflicting terms and conditions submitted on customer purchase orders or other forms submitted for work.